

## Listening Perspectives Assignment Submission Instructions

1. Scroll to the bottom of the assignment page and click 'Add submission.' **Look for:**

Submission status

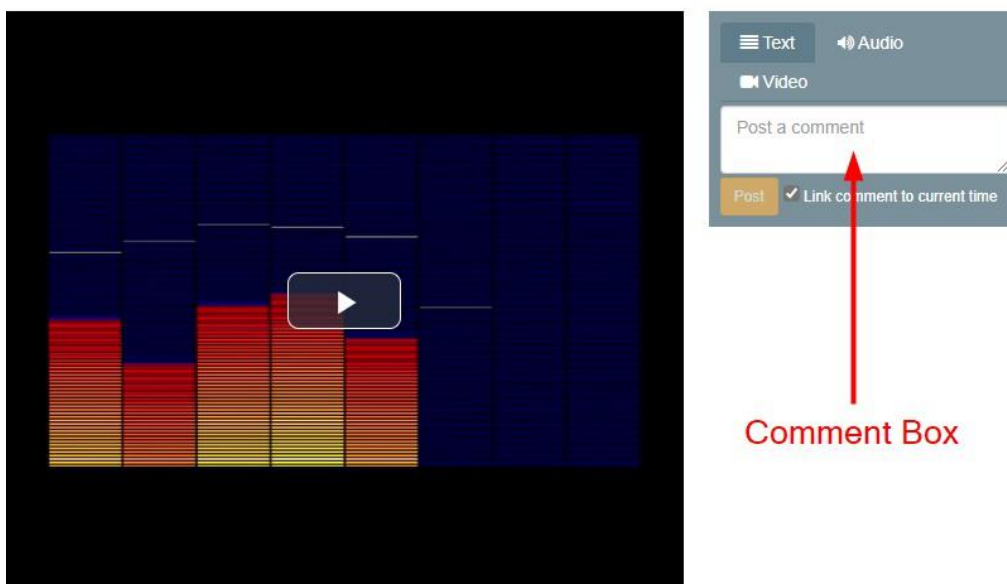
|                     |                    |
|---------------------|--------------------|
| Attempt number      | This is attempt 1. |
| Submission status   | No attempt         |
| Grading status      | Not graded         |
| Last modified       | -                  |
| Submission comments | ▶ Comments (0)     |

**Add submission**

(If this is your second attempt, the button will read 'Add a new attempt.')

2. The page will reload. You may need to scroll down once more to view the Comment Box (labeled with 'Post a comment') to the right of the audio frame. **Look for:**

Have fun!

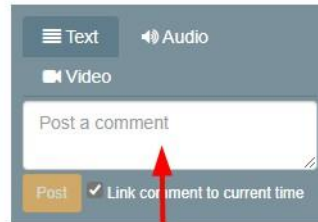
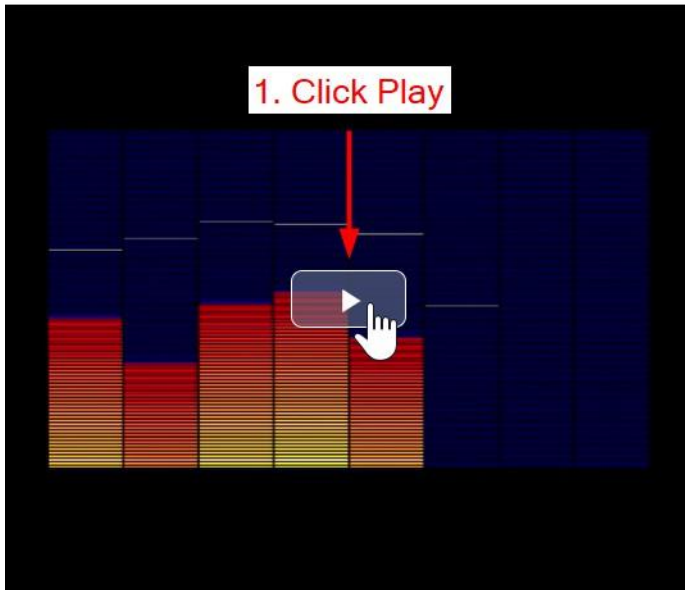


Comment Box

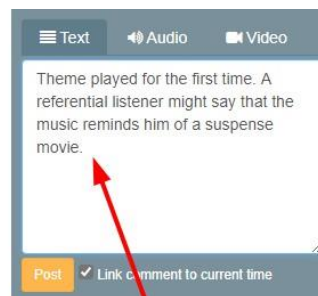
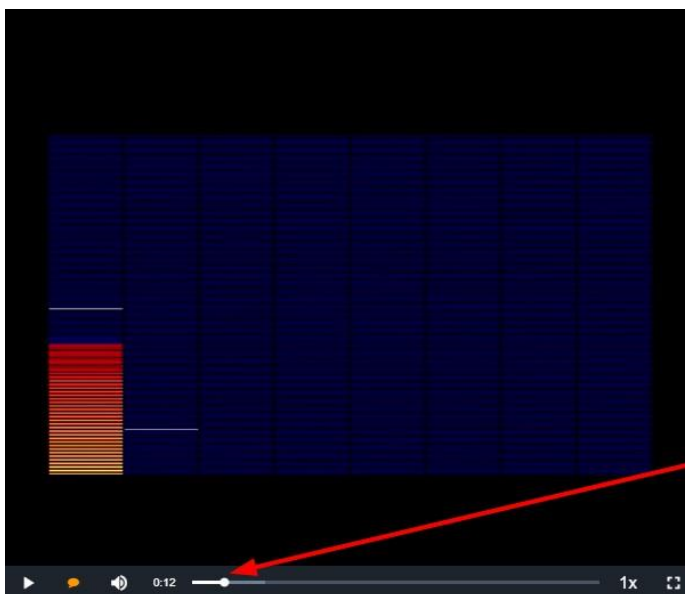
# ONMUSIC APPRECIATION

3. Click Play and listen for the beginning and the end of each entry of the **main idea** (theme). Remember that the theme is repeated several times in the piece. Click inside the Comment Box (or pause) **each time you hear the end of the theme**.

Have fun!



4. Enter your comments in the Comment Box.



# ONMUSIC APPRECIATION

5. Click Post when you are done entering a comment. Your comment will look like this:

Click Post after entering each comment

Post ✓ Link comment to current time

Theme played for the first time. A referential listener might say that the music reminds him of a suspense movie.

Support Student2 on Thu, Jun 11, 2020 5:46 PM 00:00:12

Comment 1 at 12 seconds

Remember to click Post after entering each comment.

6. To continue posting comments: 1. Click Play 2. Enter your comment. 3. Post.

To continue:  
1. Click Play  
2. Enter next comment  
3. Click Post after each comment

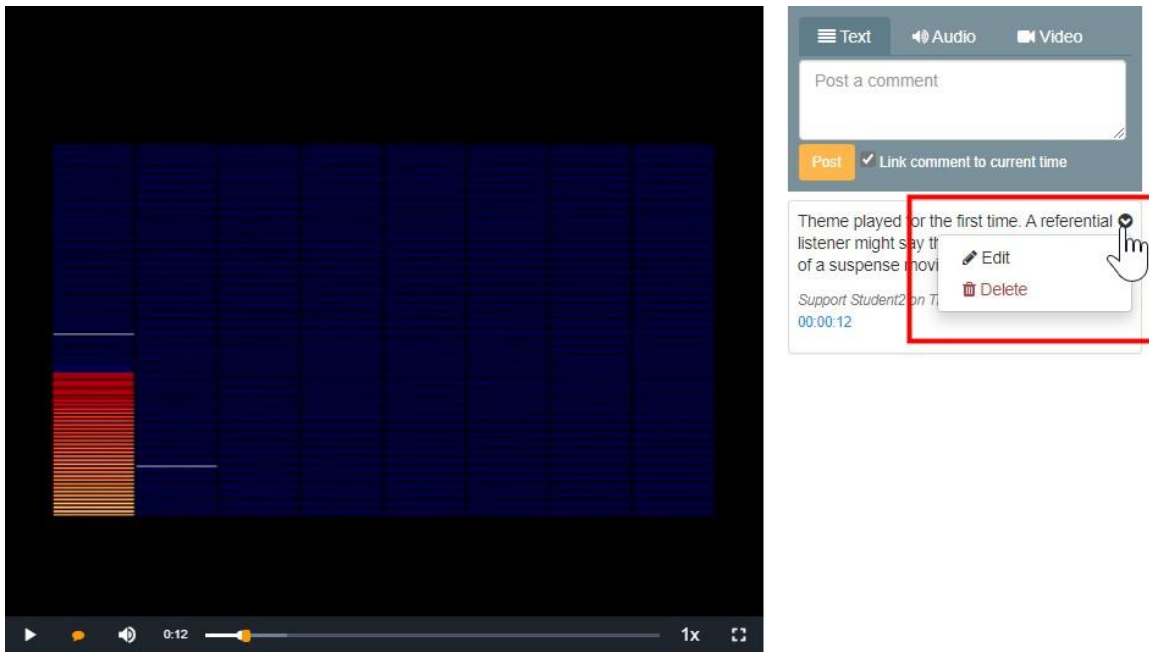
Post ✓ Link comment to current time

Theme played for the first time. A referential listener might say that the music reminds him of a suspense movie.

Support Student2 on Thu, Jun 11, 2020 5:46 PM 00:00:12

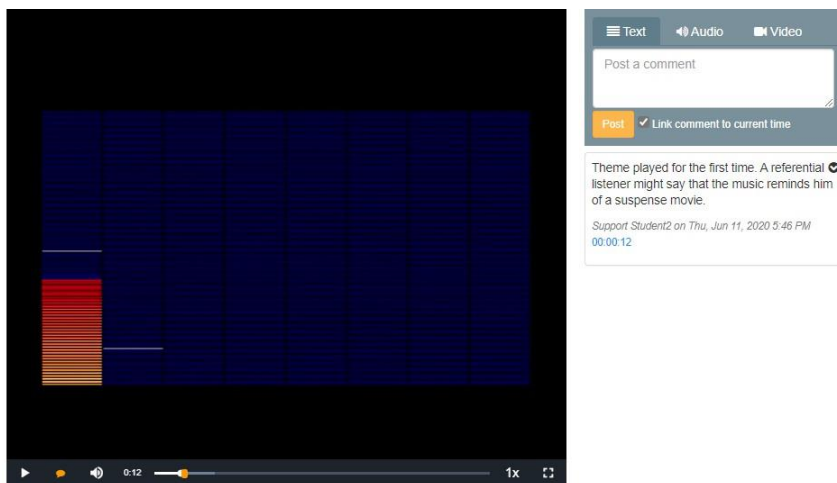
# ONMUSIC APPRECIATION

7. You can Edit or Delete any comment by clicking on the down arrow in each comment box:



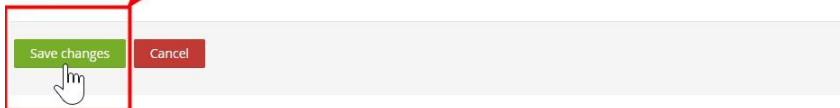
8. Submit your comments:

When you have finished typing all your comments ,click 'Save changes'



When you are finished typing your comments, click Save Changes

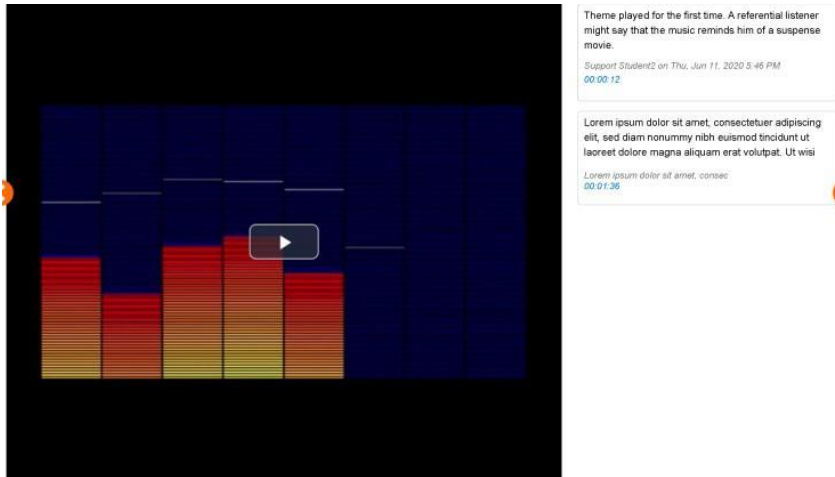
Please Note: If your instructor has set deadlines for the submission of this Written Assignment, you may not receive credit or may be penalized for submitting your work after the deadline.



# ONMUSIC APPRECIATION

9. To edit your work any time before submitting it, click Edit Submission.

When you are ready to submit your work, click 'Submit Assignment.'



Please Note: If your instructor has set deadlines for the submission of this Written Assignment, you may not receive credit or may be penalized for submitting your work after the deadline.

## Submission status

|                     |                                 |
|---------------------|---------------------------------|
| Attempt number      | This is attempt 1.              |
| Submission status   | Draft (not submitted)           |
| Grading status      | Not graded                      |
| Last modified       | Thursday, 11 June 2020, 3:12 PM |
| Submission comments | Comments (0)                    |
| Acclaim             | 1                               |

If necessary,  
Edit Assignment  
before submitting.

Edit submission

Make changes to your submission

Submit assignment

Click when you are  
ready to Submit your  
assignment